



S T O N E
C O R P O R A T I O N
THE NATURAL SOURCE™



2006 Product Catalog

Distribution Centers:

Northern California • Southern California • Oklahoma • Idaho • New York

US SALES AND CUSTOMER SUPPORT: 1-800-346-9739

North West nwsales@lwstone.com
South West swsales@lwstone.com
Central centralsales@lwstone.com
East Coast eastsales@lwstone.com

WWW.LWSTONE.COM

CORPORATE OFFICE:

L&W Stone Corporation
1036 South Street
Orland, California
95963

MAILING ADDRESS:

L&W Stone Corporation
P.O. Box 1224
Orland, California
95963

PHONE: (530) 865-5085

FAX: (530) 865-9544

L&W Stone Corporation • (800) 346-9739 • WWW.LWSTONE.COM

ABOUT L&W STONE CORPORATION

Established in 1996, L&W Stone Corporation has become one of the fastest growing decorative and building stone producers in the industry. Our large inventory and wide variety of stone sizes, formats, texture, and colors allows our customers to mix and match the ideal products all in one shipment. L&W Stone Corporation prides itself in locating unusual stone products through the quarries we own and the brokered contacts we've established through the years.

Over 40 Acres of Stone Inventory and Distribution Facilities to Serve You

L&W Stone owns and operates over 40 acres of stone inventory and distribution facilities including—Orland, California, Challis, Idaho and Rialto, California. This extensive inventory provides our customers the product selection and availability needed to build full or mixed loads to meet their needs.

L&W Stone Quarries

L&W Stone produces over 90,000 tons annually including Three Rivers Stone® available only from our exclusive quarry in Idaho, Petrified Seashore products out of Oklahoma and Moss Rock from the Northern tip of California.

Fabrication Capabilities

L&W Stone is equipped with a complete in-house stone fabrication facility. We produce interlocking pavers, benches, boulders, flagstones, ledge, slabs, tiles, treads, tumbled pavers, wall caps, wall rock and many other custom fabrications. L&W Stone operates the largest stone tumbler in the nation, a water jet for radius work, as well as cross cutting and coring capabilities.

Product Samples

Samples of any stone product are available upon request to current or prospective customers. Our knowledgeable sales staff is available to provide a full presentation on our most popular and unique stones. Product releases are also distributed to keep you informed of the latest additions to our product line or special seasonal sales.

TERMS AND CONDITIONS OF SALE

L&W ORDERING POLICY

- 1) L&W Stone Corporation requests purchase orders be faxed from all customers for all products ordered. This will ensure we have correct quantities, sizes, colors, etc. for your building stone needs. For the customer this procedure ensures accurate stone pricing of materials ordered. Our sales staff will contact you within one business day should there be any discrepancy in price listed on purchase orders.
- 2) Stone Fabrication orders require a 50% deposit on all orders. This deposit is deemed nonrefundable once work begins! Please be sure your orders are accurate in size, quantity, color, etc. before ordering. Natural stone varies in color and texture.
- 3) **BEING A NATURAL STONE PRODUCT, COLOR AND TEXTURE MAY VARY.**
- 4) **PUBLISHED PRICES ARE SUBJECT TO CHANGE WITHOUT NOTICE. QUOTED PRICES ARE VALID FOR TERMS SPECIFIED.**

L&W Stone Corporation • (800) 346-9739 • WWW.LWSTONE.COM

TERMS AND CONDITIONS OF SALE

L&W SPECIAL ORDERS: Stipulations & Clarifications

- 1) All special ordered items or Special Agreement Items, not part of L&W standard stocking materials, will have vendor dependent lead times and will be communicated to the best of our knowledge at the time of order.
- 2) Special orders are subject to unique "Return Policies" as specified in that section.
- 3) Special orders may require a deposit in advance and will require a Special Order Agreement. Stone Fabrication orders are complex in nature and will require a binding authorization and approval of specifications before work will commence.

L&W SHIPPING & FREIGHT POLICY

- 1) All shipments are based on approximately 24 ton quantities unless otherwise agreed or dictated by volume constraints. Minimum shipping quantities are 12 tons, anything smaller constitutes an up-charge on freight (LTL)
- 2) Delivery requires customer to have forklift on site at delivery location.
- 3) Will calls are accepted between 8 a.m. & 3 p.m. Mon thru Fri. Please give your sales representative a 24 hour advance notice.
- 4) Orders from the East Coast are shipped by rail, to California. This allows us to offer economical freight charges to our customers. Please note: allow ten to fourteen shipping days to arrive in California, plan accordingly. If a specific job is a special time constraint, please allow an additional expense to cover the over the road freight charges.
- 5) All shipping dates are estimated and can change at any time.
- 6) All shortages, damages, or exceptions of any kind must be communicated to your sales representative within 24 hours.
- 7) Direct drop fees apply to all multiple drop or redirected shipments @ \$50 per drop.
- 8) Each scheduled delivery time allows for a standard two (2) hour window for unloading. A \$100 per hour stand by fee will be assessed for anything beyond two hours.
- 9) L&W will utilize its purchasing volume to secure favorable shipping rates and will arrange shipping for the customer unless otherwise requested.
- 10) Multiple release dates on large orders must be arranged by the customer in advance and noted on their purchase orders. Failure to comply may create additional freight costs should holding or redirecting be necessary.

L&W Stone Corporation • (800) 346-9739 • WWW.LWSTONE.COM

TERMS AND CONDITIONS OF SALE

L&W FREIGHT ALLOWANCE POLICY

Full load shipments (24 tons) from L&W Distribution Centers will be reimbursed freight according to this policy: L&W invoices will reflect a freight credit to offset any direct bill from the freight company, where applicable.

1) Distribution Center Shipments: \$450.00 Maximum

L&W will issue a freight credit on the customer's product invoice offsetting actual freight costs billed by the carrier. This freight allowance will be capped at either the actual costs or at a \$450.00 maximum, whichever is less.

Additional drop fees or unique shipping requests/fees are not reimbursed under this allowance. Should an account incur freight costs exceeding \$450.00, The maximum allowance given will total \$450.00.

Again, freight allowances will be credited on L&W product invoices. Customers should expect to receive a freight bill from the carrier. The L&W invoices including the freight allowance will offset those carrier billings.

2) Scheduled Will Calls: \$225.00

A freight allowance will be given to customers who take a full load of standard stocking items (24 tons) from one of our Distribution Centers, and provide their own trucks. This allowance will be a flat \$225.00 and not prorated for less than truckload.

3) Additional Freight Fees:

"Stock Transfer Fee": This fee would pertain to any Special Orders or Saw Shop jobs that need to be shipped from the Orland Distribution Center to the Idaho or Southern California Distribution Centers.

4) Fuel Surcharges:

Due to the fluctuations in the cost of fuel, surcharges may be added to the cost of freight. This extra charge will be added after any discounts that may apply and will be reflected on your invoice.

L&W Stone Corporation • (800) 346-9739 • WWW.LWSTONE.COM

TERMS AND CONDITIONS OF SALE

L&W SATISFACTION GUARANTEE POLICY

L&W Stone Corporation stands behind its products to the complete Satisfaction of the customer. If the customer is not satisfied in any way, for any reason, the customer can expect a generous return policy including a full product credit.

L&W RETURN POLICIES: The following guidelines apply to all return requests for Standard Stock Items, not sold as "Final".

All return shipments are based on a 200 mile radius from the distribution center of origin. Any returns beyond this 200 mile radius are subject to charges for the freight overage.

Requests at time of delivery: Should the product be defective or the customer dissatisfied for whatever reason, a full credit equal to the invoiced product costs will be issued provided the product has not been opened, tampered, or modified (OTOM). Customers must contact L&W within 24 hours, for return arrangements.

Requests within 3 months from date of invoice: Providing the product has not been OTOM, is not defective, and upon presentation of the original invoice, the product can be returned to L&W for a credit equal to 100% of the original invoiced product cost. Charges for freight overages may apply.

Requests within 4-6 months from date of invoice: Providing the product has not been OTOM, is not defective, and upon presentation of the original invoice, the product can be returned to L&W for a credit equal to 100% of the original invoiced product cost less a 15% restocking fee. Charges for freight overages may apply.

Requests within 7-12 months from date of invoice: Providing the product has not been OTOM, is not defective, and upon presentation of the original invoice, the product can be returned to L&W for a credit equal to 100% of the original invoiced product cost less a 25% restocking fee. Charges for freight overages may apply.

EXCEPTION TO RETURN POLICIES

- **Return requests for Standard & Non Standard Stock Items from Special Orders, Custom Orders, Red Tag Sale, Fall Clearance Sale, Special Agreements, and / or Stone Fabrication Orders, do not qualify for return and account credit.**
- **Any nonconforming Fabrication Orders due to L&W error will be promptly and courteously corrected at L&W's cost. All correction requests, however, must be received within 3 business days of delivery receipt.**
- **If a product is installed, we consider the sale final. Installed or altered material will not be accepted for return.**

L&W Stone Corporation • (800) 346-9739 • WWW.LWSTONE.COM

TERMS AND CONDITIONS OF SALE

ACCOUNTING OF RETURN POLICIES

When a return is desired, please contact our sales department to issue a return request. A copy of the original sales order or invoice will be required to initiate a return. This process assists us in verifying the product for return and expediting your issued credit. **Credit will be issued when product is returned.** Upon receipt of material at our Distribution Center (s), our yard staff weighs, notes, and dates the return. Paperwork is then forwarded to our Accounts Receivable Department and matched with the customer's request for return from our sales representative.

Please do not alter our invoices in anticipation of the credit memo.

This will prevent outstanding balances on accounts and delays in shipping. A separate credit memo will be issued on your account. Returns are credited to accounts only. L&W does not cash out returns.

Charge accounts are subject to a 1.5% finance charge per month on all Invoices over 30 days from date of invoice. Accounts aging 45 days from date of invoice will be placed on hold status. Any account that is not paid 60 days from date of invoice will automatically be placed on COD, until the account is brought to current. Accounts aging over 60 days will remain on COD status until credit can be reestablished and the account is reopened for credit.

Discounts are offered for payments made within ten days from date of invoice.

SUMMARY OF RETURN POLICIES

- 1. Call your Sales Representative within three business days. Let them know you have material you wish to return.**
- 2. Fax a copy of the sales order invoice to the office.**
- 3. Do not hold payments for returned item credit.**
- 4. Hold on to the material until arrangements are made for pick up.**
- 5. A credit will be issued to your account, once the material is received at our Distribution Center (s).**
- 6. Any questions? Please call your sales representative.**

Thank you, for considering L&W Stone Corporation for your building stone needs.

L&W Stone Corporation • (800) 346-9739 • WWW.LWSTONE.COM

Table of contents

TERMS AND CONDITIONS OF SALE

Page 1-6

STONE CENTER

Product	Page
5" Numbers & Letters	7
7" Numbers & Letters	7
Pot Feet	7

STONE CARE

Product	Page
Versa clean	8
Green Clean	8
Weather Guard	9

THREE RIVERS GEM STONE®

Product	Page
Flagstone Stand up	10
Flagstone Patio	10
Flagstone Tumbled	11
Ledge Stone	11
Tumbled Ledge	11
Sawn Bed Veneer	12
Wall Rock	12
Tumbled Wall Rock	12
Slabs	13
Boulders	13
Pattern J1	14
Value Pavers	15
Tumbled Pavers	15
Pot Feet	15
Round Steppers	16
Benches	16
Flagstone Planters	17
Fabrication Services	17

Table of contents

PETRIFIED SEASHORE

Product	Page
Flagstone Select (Stand up)	18
Flagstone Patio	18
Ledge	19
Slabs / Boulders	19
Fieldstone	19
Tumbled Flagstone	20
Tumbled Pavers	20
Round Steppers	20
Value Pavers	21
Benches	21
Sawn Bed Veneer	21

BLUESTONE

Product	Page
Irregular Flagstone, Stand Up	22
Tumbled Bluestone (Rustic, Regular, Large, Small, Lilac & Thin)	23
Snapped Veneer	24
Sawn Bed Veneer	24
Random Squares & Rectangles (Pattern)	25
Large Pattern	26-28
Premier Paving	29
Tumbled Pavers	30
Slabs	31
Premier Planking	31
Benches	32
Treads	32
Fabrication Services	33-34

Table of contents

BIG SKY

Product	Page
Blue Ridge	35
Elk Mountain	35
Early Sunset Bronze	36
Rocky Mountain	36
Copper Mountain	37

NATURAL FIELDSTONE

Product	Page
Black Lichen	38
Cold Water Canyon	38
Desert Antique	38
Flat Lava	39
Moss Rock	39
Porous Stone	39

COBBLES, BOULDERS, RUBBLE & VENEER

Product	Page
Colorado River Cobbles	40
Column Rock	40
Desert Cloud	41
Glacier Mist	41
Gray & White Granite	42
Lava Rock	42
Mexican Driftwood	42
Mexican Pot Rock	43
Misty Mountain Cobbles	43
New York Cobbles	44
Palm Springs Gold	44
Pamy Cobbles	45
Paskana Blue Waterwash	45
Siskiyou Gold	45
Water Wash	46

Table of contents

PEBBLES

Product	Page
Mexican	47
Pamy	48
Sunburst	48

QUARTZITE

Product	Page
Blue Mica	49
Buckskin	49
Canyon Gold	51
Charcoal	51
Salish Creek	52
Silver	53
Sea Green	53
Slope Quartz	54
Turning Leaf	52
Windridge	54
Tumbled Gold	54
Tumbled Mix Quartz	54
Tumbled Small	54

UNFADING BLACK SLATE

Product	Page
Irregular Standup	55
Quarry Run Patio (2 Side Cut)	55
Tumbled	55
Stepping Stone	56

Table of contents

SLATE

Product	Page
Burgundy Rose	57
El Ninio	58
Hazel Nut	58

IRON SLATE

Product	Page
Flagstone	59
Ledge	59
Dry Stack	59
Tumbled	59

SANDSTONE

Product	Page
Arizona Flagstone Stand up	60
Arizona Flagstone Patio	60
Arizona Flagstone Thin	61
Tumbled Arizona	61
Arizona Round Steppers	62
Arizona Boulders	62
Blue Diamond	63
Colorado Sandstone	63
Tumbled Colorado Sandstone	64
Café Flagstone	64
Las Vegas Flagstone	65
Las Vegas Boulders	65
Raspberry Arizona Flagstone	66
Rosewood	66

Table of contents

SUNRISE SANDSTONE

Product	Page
Flagstone- Stand up	67
Flagstone- Patio	67
Ledge	67
Dry Stack	67
Rubble & Boulders	67
Guillotine Cut Stone	67
Tumbled	67

HIGH DESERT

Product	Page
Flagstone	68
Boulders	68
Ledge	69
Tumbled	69

HALQUIST

Product	Page
All	70

ULTIMATE POND PRODUCTS™

Product	Page
Pond in a Box™	71
Waterfall in a Box™	71
Pondless Waterfall	71

L&W Stone Center

DISPLAY RACK

Natural Stone Accents

The L&W Stone Center Display is yours with a \$200 deposit and the purchase of the initial inventory which includes:

- 6 of each 5" letters and numbers = 216 units
- 6 of each 7" numbers = 60 units
- 24 Pot Feet 3-packs = 24 units
- L&W Stone brochures - 50
- Display Rack and literature holders



STONE CENTER START-UP KIT

Item code	Description	Unit
805018	Stone Center Start-Up Inventory 216 - 5" digits, 60 7" digits, 24 pot feet 3-packs	Deposit
805021	Display Rack Includes: pegs, signage, brochures & holders	Deposit

THREE RIVERS STONE™ ADDRESS NUMBERS AND LETTERS

Item code	Description
805015	5" Numbers & Letters
805016	7" Numbers & Letters



THREE RIVERS STONE™ POT FEET

Item code	Description
805017	3-Pack of Pot Feet



L&W Stone Care™

Designed to clean, Protect and Beautify

These products provide superior performance over traditional methods of cleaning which are commonly used for residential construction & commercial applications. Stone Care products are great for protecting new construction as well as cleaning and restoration of older stone work.

Laboratory Tested and Uniquely Formulated

The Stone Care Line has been uniquely formulated for L&W Natural Stone Products. These are proven products manufactured by a 60 year veteran of the cleaners and protectants industry.

Innovative Stone Care Solution
Backed by a 60 Year Veteran Manufacturer



VERSA CLEAN

Construction & Masonry Cleaner

Item code	Description	Unit
905000	Versa Clean	x (4 quantity)
905002	Versa Clean	3al. container

GREEN CLEAN

Construction & Masonry Cleaner

Item code	Description	Unit
905004	Green Clean - 100 New Construction Cleaner	x (4 quantity)
905006	Green Clean - 100 New Construction Cleaner	3al container
905008	Green Clean - 200 Maintenance Cleaner	(12 qt. quantity)
905010	Green Clean - 200 Maintenance Cleaner	x (4 quantity)
905012	Green Clean - 200 Maintenance Cleaner	3al container

L&W Stone Care™

WEATHERGUARD™

Item code	Description	Unit
905014	Weatherblock 100 Long lasting weather proofing treatment	x (4 quantity)
905016	Weatherblock 100 Long lasting weather proofing treatment	Gal container
905034	Shine 'N Shield Color enhancer & stain repellent	x (4 quantity)
905022	Salt Defender Protects horizontal & vertical surface from salt & water	x (4 quantity)
905024	Salt Defender Protects horizontal & vertical surface from salt & water	Gal container
905026	Water & Stain guard Water and oil repellent	(12 pt. quantity)
905028	Water & Stain guard Water and oil repellent	(12 qt. quantity)

Three Rivers Stone™

This argillite stone was formed in the high altitude of the Sawtooth Mountains in Idaho. The swirl pattern and tiger stripes of gold's, tans, beiges, white & plums are unlike any other stone.



STAND UP FLAGSTONE

Palletized on edge in Appox. 4000 lbs. pallets.

Item code	Description	Unit	Approx. Coverage
100000	1" Minus <i>(Limited Availability)</i> Stand up Select Palletized on edge 8" to 4 sf pieces	Ton	190 SF
100001	1" - 1½" Stand up 2 to 6 sf pieces	Ton	114 SF
100002	1½" - 2" Stand up 2 to 6 sf pieces	Ton	81 SF
100197	2"-3" Stand up	Ton	56 SF

PATIO

Irregular pieces of flagstone. Palletized flat in Appox. 4000 lbs. pallets.

Item code	Description	Unit	Approx. Coverage
105000	1" - 1½" Patio 8" to 3 sf pieces	Ton	114 SF
105001	1½" - 2" Patio 8" to 3 sf pieces	Ton	81 SF
105002	2" - 3" Patio 8" to 3 sf pieces	Ton	57 SF
105107	3" - 5" Patio 8" to 3 sf pieces	Ton	40 SF

Three Rivers Stone™

This argillite stone was formed in the high altitude of the Sawtooth Mountains in Idaho
The swirl pattern and tiger stripes of gold's, tans, beiges, white & plums are unlike any other
stone.

TUMBLLED FLAGSTONE

Weathered or water worn appearance.
Palletized flat in Appox. 4000 lbs. pallets.



Item code	Description	Unit	Approx. Coverage
300000	Regular 2 -3" Flagstone 1 to 3 SF per piece	Ton	55 SF
300193	Small	Ton	55 SF

LEDGE

Naturally occurring strips of stone.
Palletized in Appox. 3500 lbs. baskets.



Item code	Description	Unit	Approx. Coverage
200000	Dry Stack 2-8" Face Height x 4-8" Bed Depth x Random	Ton	18 SF
200168	Mason Ledge <i>(Limited Availability)</i> 2-8" Face Height x 2-4" Bed Depth x Random	Ton	48 SF

TUMBLLED LEDGE

Weathered or water worn appearance.
Palletized in Appox. 3000 lbs. baskets.



Item code	Description	Unit	Approx. Coverage
300002	Dry Stack Ledge 2-8" face height x 4-8" bed depth	Ton	18 SF

Three Rivers Stone™

This argillite stone was formed in the high altitude of the Sawtooth Mountains in Idaho
The swirl pattern and tiger stripes of gold's, tans, beiges, white & plums are unlike any other stone.

SAWN BED VENEER

Natural face with a sawn back.
Palletized in Appox. 3000 lbs. Pallets.



Item code	Description	Unit	Approx. Coverage
200226	2" - 3" face height 3" - 5" bed depth	Ton	35 SF
200274	2" - 3" face height 1" - 3" " bed depth	Ton	70 SF

WALL ROCK

Square and angular pieces of stone.
Palletized in Appox. 3500 lbs. baskets.



Item code	Description	Unit	Approx. Coverage
200001	Wall Rock 6-12" in baskets	Ton	16 SF

TUMBLED WALL ROCK

Tumbled Square and angular pieces of stone.
Weathered or water worn appearance.
Palletized in Appox. 3000 lbs. baskets.



Item code	Description	Unit	Approx. Coverage
300003	Wall Rock 6-12"	Ton	16 SF

Three Rivers Stone™

This argillite stone was formed in the high altitude of the Sawtooth Mountains in Idaho
The swirl pattern and tiger stripes of gold's, tans, beiges, white & plums are unlike any other stone.

SLABS

Large Irregular shaped pieces of stone.



Item code	Description	Unit	Approx. Coverage
205000	Premium Slabs 1" to 6" Nominal Thickness, Low Clefing, Saw Grade Select grade slabs, random sizing ranging from 3' x 5' to 5' x 8'	Ton	Quote
205001	Landscape Slabs (sometimes referred to as Steps or Risers) 6" to 20" Rough grade, random Size	Ton	Quote

\$20 handling fee for select sizing

BOULDERS

Large pieces of stone, angular shapes.



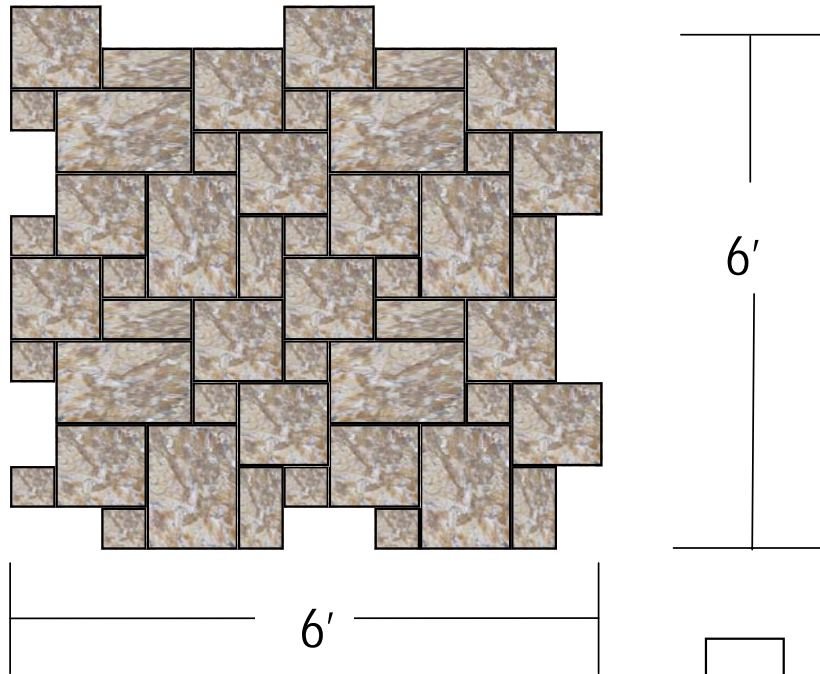
Item code	Description	Unit	Approx. Coverage
205002	Boulders Loose 18" x 18" x 18" to 48" x 48" x 36"	Ton	171 lbs/CF
200212	Mini Boulders 12"-18" Packaged in crates	Ton	171 lbs/CF

\$20 handling fee for select sizing

Three Rivers Stone™

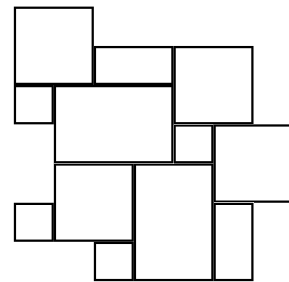
TILE & PAVERS

Item code	Description	Unit	Approx. Coverage
305002	J1 Tile Pattern	SF	36 SF
305257	Paver Pattern J1 Tumbled	SF	36 SF
605014	"A" Frame Pallets	SF	110 SF



Piece Count and Diagram Built off 36 Square Feet

- 16 Pcs 6" x 6"
- 8 Pcs 6" x 12"
- 16 Pcs 12" x 12"
- 8 Pcs 12" x 18"



Three Rivers Stone™

VALUE PAVERS

Ask your sale representative for selected thickness, if needed.



Item code	Description	Unit	Approx. Coverage
305230	6" x 6" x 2" to 3" Sawn Edges	Each	.25 SF
305231	6" x 12" x 2" to 3" Sawn Edges	Each	.50 SF
305232	12" x 12" x 2" to 3" Sawn Edges	Each	1 SF

TUMBLED PAVERS

Ask your sale representative for selected thickness, if needed.
produce a weathered or water worn appearance.



Item code	Description	Unit	Approx. Coverage
300004	6" x 6" x 2" to 3" 400 pcs	Each	.25 SF
300006	6" x 12" x 2" to 3" 200 pcs	Each	.50 SF

POT FEET

Decorate your planters and protect your flooring.



Item code	Description	Unit	Approx. Coverage
805017	3-Pack of Pot Feet	Ea	Quote

Three Rivers Stone™

ROUND STEPPERS

Flagstone cut into a circle to accent any walkway, garden, or yard



Item code	Description	Unit	Approx. Coverage
805009	14" Diameter 2 - 3" thick Sawn Edges	Each	Quote
805026	Three Rivers Heart Stepper 12" (2"-3" Thick)	Each	Quote

BENCH TOPS AND LEGS

Two different bench tops available:

1. Natural edges on front and sides, possible cut back.
2. Sawn all four edges



Item code	Description	Unit	Approx. Coverage
205186	2 legs 14" x 15" x 4" - 6" Thick Legs	Each	N/A
205187	Small Bench Top 24" W x 16" H 36"-42" x Long 14" Plus	Each	N/A
205188	Large Bench Top 28" W x 16" H 42" Plus Long x 14" Plus Wide	Each	N/A

Three Rivers Stone™

FLAGSTONE PLANTERS

Irregular shaped pieces of flagstone, with a 14" circle cut out.
Stack individual pieces until you have a custom Pot / Planter.

Also available in Petrified Seashore and Arizona Sandstone.



Item code	Description	Unit	Approx. Coverage
805011	2-3" thick	Each	N/A

FABRICATION SERVICES

Item code	Description	Unit	Approx. Coverage
605001	Bullnose Edges	LF	Quote
605002	Demi Bullnose Edges	LF	Quote
605003	Drip Edges	LF	Quote
605004	Core Drilling up to 4" (add'l holes \$10 ea)	1st Hole	Quote
605005	Cutting Fee per 1"	LF	Quote
605007	Radius Cuts	LF	Quote
605008	Gauging	SF	Quote
605064	Sandblasting	LF	Quote

The above pricing is an approximation. Actual prices may vary, based on the size and complexity of the fabricated job.

Petrified Seashore

Petrified Seashore is a full color stone with colors ranging from Dark to Light Buff, Pale Green, with shades of Grays, Browns & Terra Cotta.



SELECT FLAGSTONE

Irregular pieces of flagstone, palletized on edge in Appox. 4000 lbs. pallets.

Item code	Description	Unit	Approx. Coverage
100163	1" + or - ¼" Stand up 1 SF to 4 SF pieces	Ton	190 SF
100164	1½" + or - ¼" Stand up Select 3 to 15 SF pieces	Ton	111 SF
100165	2" + or - ¼" Stand up Select 3 to 15 SF pieces	Ton	83 SF

PATIO FLAGSTONE

Irregular pieces of flagstone, palletized Flat in Appox. 4000 lbs. pallets.

Item code	Description	Unit	Approx. Coverage
105201	1½" + or - ¼" Patio 1 SF to 3 SF pieces	Ton	111 SF
105202	2" + or - ¼" Patio 1 SF to 3 SF pieces	Ton	83 SF
105203	2¼" - 3" Patio 1 SF to 4 SF Pieces	Ton	66 SF
105224	3 - 5" Patio 1 SF to 4 SF Pieces	Ton	41 SF
100176	1 1/4" Minus Patio	Ton	190 SF

Petrified Seashore

LEDGE

Palletized in Approx. 3500 lbs baskets



Item code	Description	Unit	Approx. Coverage
200239	Natural Ledge 6"- Face, Bed x Random Lengths	Ton	35 SF
200273	Snapped / Guillotine Ledge 3-5" Face x 4"± or nominal bed x random length	Ton	35 SF
200281	2 1/4"-3" Face x 4"nominal bed x random length	Ton	35 SF

SLABS / BOULDERS



Item code	Description	Unit	Approx. Coverage
205233	3" to 15" Slab	Ton	N/A
205271	Boulders / Columns	Ton	N/A

FIELDSTONE

Weathered fieldstone with lichens
Palletized in Approx. 3500 lbs baskets



Item code	Description	Unit	Approx. Coverage
205256	Fieldstone	Ton	N/A

Petrified Seashore

TUMBLLED

Weathered or water worn appearance.
Palletized in Appox. 4000 lbs pallets



Item code	Description	Unit	Approx. Coverage
300195	Tumbled 2¼" -3" Patio	Ton	64 SF
300196	Tumbled 2" Patio	Ton	83 SF
300198	Small	Ton	64 SF

TUMBLLED PAVERS

Weathered or water worn appearance.
Cut to three different sizes, then tumbled.



Item code	Description	Unit	Approx. Coverage
305250	6" x 6" x 2" - 3"	Each	.25 SF
305251	6" x 12" x 2" - 3"	Each	.5 SF

ROUND STEPPERS

Circular stepping stones



Item code	Description	Unit	Approx. Coverage
805014	14" Diameter 2 - 3" thick Sawn Edges	Each	Quote
805026	Heart Shapes available per request 14"	Each	Quote

Petrified Seashore

PAVERS

Flagstone cut on all four edges
Nominal Dimensions



Item code	Description	Unit	Approx. Coverage
305253	6" x 6" x 2" - 3"	Each	.25 SF
305254	6" x 12" x 2" - 3"	Each	.5 SF
305255	12" x 12" x 2" - 3"	Each	1 SF

BENCH TOPS AND LEGS

Tops and Legs are Sawn then Rock faced all visible edges.



Item code	Description	Unit	Approx. Coverage
805020	" Bench Leg" 14" W x 15" T x 6"-8" Thick	Each	N/A
805019	"Bench Top" 14" W x 4' -5' L x 2"-3" Thick	Each	N/A

SAWN BED VENEER

Sawn back for faster and easier installation.
Natural Face, Random Lengths



Item code	Description	Unit	Approx. Coverage
200275	2-3 Face Height 3-5" Bed Depth	Ton	41 SF
200276	2-3" Face Height 1-3" Bed	Ton	83 SF

Bluestone

Green/Brown, Gunmetal, Blue and Lilac colored sandstone
 Numerous fabrication options make Bluestone a natural choice.

FLAGSTONE

Irregular pieces of flagstone,
 palletized on edge in Appox. 3500 lbs. pallets.



Item code	Description	Unit	Approx. Coverage
100003	3/8" to 5/8" Full Range Color 18" x 18" to 3' x 6'	Ton	285 SF
100004	3/4" to 1 1/4" Full Range Color 18" x 18" to 3' x 6'	Ton	140 SF
100005	1 1/4" to 2 1/4" Full Range Color 18" x 18" to 3' x 6'	Ton	76 SF
100006	2 1/4" to 4" Full Range Color 18" x 18" to 3' x 6'	Ton	35 SF
100102	3/4" to 1 1/4" Blue Color (Limited Availability) 18" x 18" to 3' x 6'	Ton	140 SF
100127	1 1/4" to 2 1/4" Blue Color (Limited Availability) 18" x 18" to 3' x 6'	Ton	76 SF
100125	2 1/4" to 4" Blue Color (Limited Availability) 18" x 18" to 3' x 6'	Ton	35 SF
100007	Lilac (All Sizes) 3/4" to 1 1/4" , 1 1/4" to 2 1/4" & 2 1/4" to 4" 18" x 18" to 3' x 6'	Ton	N/A

Bluestone

Green/Brown, Gunmetal, Blue and Lilac colored sandstone
 Numerous fabrication options make Bluestone a natural choice.

TUMBLLED BLUESTONE

Weathered or water worn appearance
 Palletized in Appox. 4000 lbs pallets



Item code	Description	Unit	Approx. Coverage
300147	Regular Tumbled Garden Path (straight edges) Mostly Blue Color 1" - 3" Thick x 6" to 14" Pieces	Ton	70 SF
300146	Rustic Tumbled Garden Path (irregular edges) Mostly Green / Brown Color 1" - 3" Thick x 6" to 14" Pieces	Ton	70 SF
300012	Large Tumble Garden Path (irregular edges) Mostly Green / Brown Color 2" - 4" Thick x 2 sf to 6 sf Pieces	Ton	48 SF
300011	L & W Rustic Medium (irregular edges) Mostly Green / Brown Color 2" - 4" Thick x 6" to 14" Pieces	Ton	70 sf
300013	Lilac Tumbled Garden Path a mixture of Regular & Rustic 1" - 3" Thick x 6" to 14" Pieces	Ton	70 SF
300014	Thin Tumbled Garden Path Available in Regular & Rustic ½" to 1" Thick x 6" to 14" Pieces	Ton	140 SF

Bluestone

SNAPPED VENEER

Green/Brown, Gunmetal, Blue and Lilac colored sandstone
 Numerous fabrication options make Bluestone a natural choice.



Item code	Description	Unit	Approx. Coverage
200002	4" Full Color or Blue Color Guillotined Face, 4" nominal Bed depth. 2"- 7½" Face heights, Random Lengths	Ton	40-45 SF

SAWN BED VENEER

Sawn Bed for faster and easier instalation




Item code	Description	Unit	Approx. Coverage
200008	2¼" Face height Sawn face, 4" Nominal Bed Depth, Random Length	Ton	45 SF
200009	5" Face height Sawn face, 4" Nominal Bed Depth, Random Length	Ton	45 SF
200010	7¾" Face height Sawn face, 4" Nominal Bed Depth, Random Length	Ton	45 SF
200011	13¼" Face Height Sawn face, 4" Nominal Bed Depth, Random Length	Ton	45 SF

Bluestone

RANDOM SQUARES & RECTANGLES (PATTERN)

Natural cleft pieces cut into a random pattern
 Nominal Sizes. Not cut to Square



Item code	Description	Unit	Approx. Coverage
305009	3/8"- 5/8" Full Color 12" x 12" to 24" x 30"	SF	N/A
305010	3/8"- 5/8" Blue Color 12" x 12" to 24" x 30"	SF	N/A
305011	3/4"- 1 1/4" Full Color 12" x 12" to 24" x 30"	SF	N/A
305012	3/4"- 1 1/4" Blue Color 12" x 12" to 24" x 24"	SF	N/A
305013	3/4"- 1 1/4" Blue Color 24" x 30" to 24" x 36"	SF	N/A
305014	3/4"- 1 1/4" Lilac Color 12" x 12" to 24" x 36"	SF	N/A
305015	1 1/4"-2 1/4" Full Color 12" x 12" to 24" x 36"	SF	N/A
305016	1 1/4"-2 1/4" Blue Color 12" x 12" to 24" x 36"	SF	N/A
305017	1 1/4"-2 1/4" Lilac Color 12"x12" to 24" x 36"	SF	N/A
	Selecting sizes adds to regular price	SF	

Bluestone

LARGE PATTERN


Natural cleft pieces cut into a random pattern
Nominal dimensions + or - 1/2"



Item code	Description	Unit	Approx. Coverage
305054	1" Full Color Pattern 12" x 42"	SF	3 1/2 SF
305055	1" Full Color Pattern 12" x 48"	SF	4 SF
305056	1" Full Color Pattern 18" x 42"	SF	5 1/4 SF
305057	1" Full Color Pattern 18" x 48"	SF	6 SF
305058	1" Full Color Pattern 24" x 42"	SF	7 SF
305059	1" Full Color Pattern 24" x 48"	SF	8 SF
305060	1" Full Color Pattern 30" x 30"	SF	6 1/4 SF
305061	1" Full Color Pattern 30" x 36"	SF	7 1/2 SF
305062	1" Full Color Pattern 36" x 36"	SF	9 SF
305018	1" Blue Color Pattern 12" x 42"	SF	3 1/2 SF
305019	1" Blue Color Pattern 12" x 48"	SF	4 SF
305020	1" Blue Color Pattern 18" x 42"	SF	5 1/4 SF
305021	1" Blue Color Pattern 18" x 48"	SF	6 SF
305022	1" Blue Color Pattern 24" x 42"	SF	7 SF
305023	1" Blue Color Pattern 24" x 48"	SF	8 SF
305024	1" Blue Color Pattern 30" x 30"	SF	6 1/4 SF
305025	1" Blue Color Pattern 30" x 36"	SF	7 1/2 SF
305026	1" Blue Color Pattern 36" x 36"	SF	9 SF

LARGE PATTERN (CONTINUED)


Natural cleft pieces cut into a random pattern
Nominal dimensions + or - 1/2"



Item code	Description	Unit	Approx. Coverage
305036	1" Lilac Color Pattern 12" x 42"	SF	3 1/2 SF
305037	1" Lilac Color Pattern 12" x 48"	SF	4 SF
305038	1" Lilac Color Pattern 18" x 42"	SF	5 1/4 SF
305039	1" Lilac Color Pattern 18" x 48"	SF	6 SF
305040	1" Lilac Color Pattern 24" x 42"	SF	7 SF
305041	1" Lilac Color Pattern 24" x 48"	SF	8 SF
305042	1" Lilac Color Pattern 30" x 30"	SF	6 1/4 SF
305043	1" Lilac Color Pattern 30" x 36"	SF	7 1/2 SF
305044	1" Lilac Color Pattern 36" x 36"	SF	9 SF
305063	1 1/2" Full Color Pattern 12" x 42"	SF	3 1/2 SF
305064	1 1/2" Full Color Pattern 12" x 48"	SF	4 SF
305065	1 1/2" Full Color Pattern 18" x 42"	SF	5 1/4 SF
305066	1 1/2" Full Color Pattern 18" x 48"	SF	6 SF
305067	1 1/2" Full Color Pattern 24" x 42"	SF	7 SF
305068	1 1/2" Full Color Pattern 24" x 48"	SF	8 SF
305069	1 1/2" Full Color Pattern 30" x 30"	SF	6 1/4 SF
305070	1 1/2" Full Color Pattern 30" x 36"	SF	7 1/2 SF
305071	1 1/2" Full Color Pattern 36" x 36"	SF	9 SF

LARGE PATTERN (CONTINUED)

Natural cleft pieces cut into a random pattern
Nominal dimensions + or - 1/2"



Item code	Description	Unit	Approx. Coverage
305027	1 1/2" Blue Color Pattern 12" x 42"	SF	3 1/2 SF
305028	1 1/2" Blue Color Pattern 12" x 48"	SF	4 SF
305029	1 1/2" Blue Color Pattern 18" x 42"	SF	5 1/4 SF
305030	1 1/2" Blue Color Pattern 18" x 48"	SF	6 SF
305031	1 1/2" Blue Color Pattern 24" x 42"	SF	7 SF
305032	1 1/2" Blue Color Pattern 24" x 48"	SF	8 SF
305033	1 1/2" Blue Color Pattern 30" x 30"	SF	6 1/4 SF
305034	1 1/2" Blue Color Pattern 30" x 36"	SF	7 1/2 SF
305045	1 1/2" Lilac Color Pattern 12" x 42"	SF	3 1/2 SF
305046	1 1/2" Lilac Color Pattern 12" x 48"	SF	4 SF
305047	1 1/2" Lilac Color Pattern 18" x 42"	SF	5 1/4 SF
305048	1 1/2" Lilac Color Pattern 18" x 48"	SF	6 SF
305049	1 1/2" Lilac Color Pattern 24" x 42"	SF	7 SF
305050	1 1/2" Lilac Color Pattern 24" x 48"	SF	8 SF
305051	1 1/2" Lilac Color Pattern 30" x 30"	SF	6 1/4 SF
305052	1 1/2" Lilac Color Pattern 30" x 36"	SF	7 1/2 SF
305053	1 1/2" Lilac Color Pattern 36" x 36"	SF	9 SF

Bluestone

PREMIER PAVING

Thermal Finish Add 25% for Natural Cleft
 Thickness +/- 1/8"



Item code	Description	Unit	Approx. Coverage
305082	1/2" Variegated Colors Up to 4 SF	SF	Quote
305083	1/2" Variegated Colors Over 4 SF	SF	Quote
305084	1/2" Blue or Green Up to 4 SF	SF	Quote
305085	1/2" Blue or Green Over 4 SF	SF	Quote
305086	1" Variegated Colors Up to 4 SF	SF	Quote
305087	1" Variegated Colors Over 4 SF	SF	Quote
305088	1" Blue or Green Up to 4 SF	SF	Quote
305089	1" Blue or Green Over 4 SF	SF	Quote
305090	1 1/2" Variegated Colors Up to 4 SF	SF	Quote
305091	1 1/2" Variegated Colors Over 4 SF	SF	Quote
305092	1 1/2" Blue or Green Up to 4 SF	SF	Quote
305093	1 1/2" Blue or Green Over 4 SF	SF	Quote
305094	2" Variegated Colors Up to 4 SF	SF	Quote
305095	2" Variegated Colors Over 4 SF	SF	Quote
305096	2" Blue or Green Up to 4 SF	SF	Quote
305097	2" Blue or Green Over 4 SF	SF	Quote

Bluestone

TUMBLLED PAVERS

120 SF per Pallet



Item code	Description	Unit	Approx. Coverage
300015	3/4"-1" x 6" x 6"	Each	.25 SF
300019	3/4"-1" x 6" x 12"	Each	.50 SF
300016	1 1/4"- 1 3/4" x 6" x 6"	Each	.25 SF
300020	1 1/4"- 1 3/4" x 6" x 12"	Each	.50 SF
300023	1 1/4"- 1 3/4" x 12" x 12"	Each	1SF
300025	1 1/4"- 1 3/4" x 12" x 18"	Each	1.50 SF
300017	2"- 2 1/2" x 6" x 6"	Each	.25 SF
300021	2"- 2 1/2" x 6" x 12"	Each	.50 SF
300024	2"- 2 1/2" x 12" x 12"	Each	1SF
300026	2"- 2 1/2" x 12" x 18"	Each	1.50 SF
300018	2 3/4"- 4" x 6" x 6"	Each	.25 SF
300022	2 3/4"- 4" x 6" x 12"	Each	.50 SF
605046	Tumbled Crate Non Refundable	Each	N/A

Bluestone

SLABS

Thermalled Top, Raw Slabs have natural edges
Blue or Variegated colors

Add 25% For Natural Cleft

Prices do not include Cutting



Item code	Description	Unit	Approx. Coverage
400165	1" to 2½" x 51" to 58" Wide	SF	Quote
400169	1" to 2½" x 60" Wide	SF	Quote
400166	3" to 4½" x 51" to 58" Wide	SF	Quote
400170	3" to 4½" x 60" Wide	SF	Quote
400167	5" to 6½" x 51" to 58"	SF	Quote
400171	5" to 6½" x 60" Wide	SF	Quote
400168	7" to 8" x 51" to 58"	SF	Quote
400172	7" to 8" x 60" Wide	SF	Quote

PREMIER PLANKING



Item code	Description	Unit	Approx. Coverage
305098	Variegated Premier Random Length 1", 1 ½" & 2" Thickness Available	SF	Quote

Bluestone

BENCHES



Item code	Description	Unit	Approx. Coverage
205112	4 ft. Thermal Rectangle shape Saw cut 6 sides then Thermalled	Each	N/A
205153	4 ft. Bullnose Rectangle shape, Bullnose 4 sides then Thermalled	Each	N/A
205154	5 ft. Crescent Moon Curved Shape, Bullnose 4 sides then Thermalled	Each	N/A
205155	"S" Shape DbL. Curve Bench, Bullnose 4 sides then Thermalled	Each	N/A
205156	5 ft. Thermal Rectangle shape Saw Cut 6 sides then Thermalled	Each	N/A

TREADS

The *Green/Brown, Gunmetal, Blue* and *Lilac* colors available in this product, as well as the numerous fabrication options make Bluestone Stair Treads a natural choice.



Item code	Description	Unit	Approx. Coverage
	Bluestone Treads are available in many edge treatments such as Thermal, Rockface, Bullnose, Radius, Etc. Treads are typically Thermal Finished on the Top & One Long Edge. For Natural Cleft add 25% to cost and allow +/- 1/4" variance on thickness Office use: 600072 - 600125 - freight		

Bluestone

FABRICATION SERVICES

Green/Brown, Gunmetal, Blue and Lilac colored sandstone
Numerous fabrication options make Bluestone a natural choice.



EDGE TREATMENTS

Item code	Description	Unit	Approx. Coverage
605017	Rock Face up to 3"	LF	Quote
605018	Rock Face up to 3 ½" to 6"	LF	Quote
605023	Bevel (one corner up to 1" x 1")	LF	Quote
605023	Eased (Top & Bottom)	LF	Quote
605021	Bullnose up to 3"	LF	Quote
	Bullnose up to 3 ½" to 6"	LF	Quote
605022	Demi Bullnose up to 3"	LF	Quote
	Demi Bullnose up to 3 ½" to 6"	LF	Quote
605025	Drip Edge	LF	Quote
605019	Thermal	LF	Quote
605027	Hone	LF	Quote
	Polish	LF	Quote

The above pricing is an approximation. Actual prices may vary, based on the size and complexity of the fabricated job.

FABRICATION SERVICES (CONTINUED)



SURFACE TREATMENTS

Item code	Description	Unit	Approx. Coverage
605019	Thermal	SF	Quote
605027A	Hone Slab or Flagstone	SF	Quote
605027	Hone Special or Dimensional	SF	Quote
	Polish Slab or Flagstone	SF	Quote
	Polish Special or Dimensional	SF	Quote
605028	Gauge to uniform thickness	SF	Quote

CUTTING SERVICES

*The listed pricing is an approximation.
Actual prices may vary, based on the size and complexity of the fabricated job.*



Item code	Description	Unit	Approx. Coverage
605029/30	Core Hole (add'l hole @ 50%)	Each	Quote
605015	Cutting Fee per 1" thick	LF	Quote
605020	Radius Cuts priced upon request	P.O.R.	Quote
	Guillotine or Snapped	P.O.R.	Quote
605051	Waterjet Fee	P.O.R.	Quote

Big Sky

BLUE RIDGE

Blue Gray in color with lichens.
Palletized in Appox. 3500 Lbs. Pallets.



Item code	Description	Unit	Approx. Coverage
105173	1" - 2" Patio	Ton	115 SF
105174	2" - 3" Patio	Ton	90 SF
105143	3" - 5" Patio	Ton	40 SF
200211	Ledge Stone 6" minus	Ton	35 SF
205227	Boulders	Ton	Quote

ELK MOUNTAIN

Brown & Gray in color with lichens.
Palletized in Appox. 3500 Lbs. Pallets.



Item code	Description	Unit	Approx. Coverage	
100145	1" - 2" Select	Ton	95 SF	P.O.R.
105155	1"- 2" Patio	Ton	95 SF	P.O.R.
105152	2" - 3" Patio	Ton	57 SF	P.O.R.
200278	Ledge 8" minus	Ton	35 SF	P.O.R.
200157	Ledge 1" -6" Face Height	Ton	35 SF	P.O.R.
200213	Dry Stack	Ton	35 SF	P.O.R.
205216	Boulders 2' x 2' to 3' x 3'	Ton	Quote	P.O.R.

*larger boulders cost more call for details

EARLY SUNSET BRONZE

A Black Slate base covered mostly with Tan, Brown & heavy Iron oxides.
Palletized in Appox. 3500 Lbs. Pallets.



Item code	Description	Unit	Approx. Coverage
105195	1"-2" Patio Stand up	Ton	95 SF
200236	Ledge	Ton	35 SF
100150	3/4"-1" Stand up	Ton	

ROCKY MOUNTAIN

Blocky rectangular shapes with random lengths, colors vary from Tan & Reddish Brown to Green / Blue. Some stone may have lichens of varying colors.
Palletized in Appox. 3500 Lbs. Pallets.



Item code	Description	Unit	Approx. Coverage
105244	Cabinet Gorge Flag Stone	Ton	70 SF
200020	Ledge	Ton	35 SF
200279	Dry Stack	Ton	35 SF

COPPER MOUNTAIN

A Grey Slate base covered mostly with Tan, Yellow, and Reds heavy Iron oxides.
Palletized in Appox. 3500 Lbs. Pallets.



Item code	Description	Unit	Approx. Coverage
100196	1-2" Copper Mt. Select	Ton	
105250	1-2" Copper Mt. Patio	Ton	
200215	Copper Mt. Ledge	Ton	
205281	Copper Mt. Slabs	Ton	

Natural Fieldstone

BLACK LICHEN

Naturally angular Brown pieces of porous covered with lichens.
Palletized in Appox. 3500 Lbs. Pallets.



Item code	Description	Unit	Approx. Coverage
105133	8 - 14" Diameter	Ton	35 SF

COLD WATER CANYON

Wavy natural lava flows similar to moss rock in appearance. Dark Brown to Black with lichens.
Palletized in Appox. 4000 Lbs. Pallets.



Item code	Description	Unit	Approx. Coverage
105045	Regular 2-3" Thick, 1-3 SF pieces	Ton	Quote
105045	Large 2-4" Thick 2-6 SF pieces	Ton	Quote
105045	Slabs 6-12" Thick, 2' x 2' to 3' x 8'	Ton	Quote

DESERT ANTIQUE

Flat Mahogany Red stone, formed by lava flows, with lichens.
Palletized in Appox. 3500 Lbs. Pallets.



Item code	Description	Unit	Approx. Coverage
105047	1" - 2" Thick 1-3 SF Pieces	Ton	100 SF

Natural Fieldstone

FLAT LAVA

Porous flat irregular shapes with lichens & moss.
Palletized in Appox. 3000 Lbs. Pallets.



Item code	Description	Unit	Approx. Coverage
105110	1" - 3" or 3" - 4" thick 1 - 3 SF pieces	Ton	Quote

MOSS ROCK

Moss Rock (Sonoma Fieldstone) is a by-product of volcanic activity. Found in colors ranging from Reddish Brown to Dark Brown to Black. Shapes range from angular to round. Highlighted by moss and lichens, Palletized in Appox. 2500 Lbs. Pallets.



Item code	Description	Unit	Approx. Coverage
205006	6" - 10" , 8" - 12" , 9" - 14" & 12" - 18"	Ton	35 SF
205006	Boulders 150 to 5000 lbs	Ton	N/A

POROUS ROCK

Gray with heavy moss.
Angular shapes. Distinguished by heavy pock-marks,

Palletized in Appox. 2000 Lbs. Pallets.



Item code	Description	Unit	Approx. Coverage
205007	8" - 12" or 12" - 18"	Tons	35 SF
205007	Boulders 150 to 5000 lbs	Ton	Quote

Cobbles, Boulders, Rubble & Veneer

COLORADO RIVER COBBLES

Hand selected, palletized & washed.
 These fracture free oval and round stones are
 Gray, Red, Blue, Tan & Black & White Speckle.
 Palletized in Appox. 2500 Lbs. Pallets.



Item code	Description	Unit	Approx. Coverage
205169	Colorado 4" to 7" Flat Skippers approximately 1" thick	Ton	100 SF
205168	Colorado River Flats 6" to 12" 1"-3" thick	Ton	85 SF
205230	Small Colorado River Cobbles 4" X 6"	Ton	40 SF
205229	Medium Colorado Rivers Cobbles 6" X 8"	Ton	40 SF
205167	Large Colorado River Cobble 8" X 12"	Ton	35 SF

BASALT COLUMN ROCK

A naturally occurring geometrically shaped pillar of basalt.
 Brown to Gray in color, with Bronze & Rust accents.



Item code	Description	Unit	Approx. Coverage
205010	1½' to 12' Long x 12" to 30" Diameter	Ton	Quote

Cobbles, Boulders, Rubble & Veneer

DESERT CLOUD

Turquoise Green Schist with soft Brown veining,
Palletized in Appox. 3000 Lbs. Pallets.



Item code	Description	Unit	Approx. Coverage
205189	Palletized Boulders 8-18"	Ton	35 SF
205021	Boulders 100 to 2000 lbs	Ton	Quote
200139	Veneer	Ton	50 SF
200170	Thin Veneer for light application	Ton	150 SF

GLACIER MIST

Angular pieces of wall rock Sky Blue/ Gray with
White highlights
Palletized in Appox. 3000 Lbs. Pallets.



Item code	Description	Unit	Approx. Coverage
205018	Baskets 6" - 12" or 12" - 18"	Ton	35 SF
205146	Boulders 150 to 3000 lbs	Ton	Quote

Cobbles, Boulders, Rubble & Veneer

GRAY & WHITE GRANITE

A water worn granite White with Black Speckling
Palletized in Appox. 3500 Lbs. Pallets.



Item code	Description	Unit	Approx. Coverage
205013	Baskets 3" - 5"	Ton	35 SF
205253	Baskets 6"- 9",	Ton	35 SF
205190	Baskets 9"-12" & 12"- 14"	Ton	35 SF
205014	Boulders	Ton	Quote

LAVA ROCK

Irregular shapes of porous lava rock with colors ranging
from a deep Red to pitch Black.



Item code	Description	Unit	Approx. Coverage
205019	Baskets 6" - 12" or 12" - 18"	Ton	Quote
	Boulders 2' to 3'	Ton	Quote

MEXICAN DRIFTWOOD

Resembles "Petrified Wood" Reddish Brown in color,
with Blonde highlights.



Item code	Description	Unit	Approx. Coverage
205023	10-16"	Ton	35 SF

Cobbles, Boulders, Rubble & Veneer

MEXICAN POT ROCK

Porous with bowls, resembles coral . Brown to Red in color. Popular in water features and fish tanks (sterilize first). Sometimes referred to as Mexican Bowl Rock.



Item code	Description	Unit	Approx. Coverage
205024	Small 6-12"	Ton	Quote
205024	Medium 12-18"	Ton	Quote
205024	Large 20-36"	Ton	Quote
205024	Mix Sizes	Ton	Quote

MISTY MOUNTAIN COBBLES

Multi Colored Jasper Creek Cobbles
Palletized in Appox. 3000 Lbs. Pallets.



Item code	Description	Unit	Approx. Coverage
205265	8" to 12"	Ton	Quote

Cobbles, Boulders, Rubble & Veneer

NEW YORK COBBLES

Hand pitched Granite Cobbles.
Palletized in Approx. 3000lbs. Pallets



Item code	Description	Unit	Approx. Coverage
205025	Original 18th Century 4"x4" x 7 ½" to 10" Worn on one side from decades of wear in the streets of New York	Ton	38 SF
205144	New Cobbles (No Tar) 4"x4" x 7 ½" to 10" White with Black Speckles	Ton	38 SF
205162	Pink with Black speckles (Special Order) 4"x4" x 7 ½" to 10" Hand pitched on six sides	Ton	38 SF
205161	Black Coal Black 4" x 4" x 7 ½" to 10" Hand pitched on six sides	Ton	35 SF
205255	New York Used Jumbo's 4" x 7" - 8" x 11" Worn on one side from decades of wear in the streets of New York	Ton	25 SF

PALM SPRINGS GOLD

Shades of Gold, Pink, Yellow & Bronze with mica sparkle.



Item code	Description	Unit	Approx. Coverage
205015	Baskets 6-12"	Ton	35 SF
205016	Boulders	Ton	Quote

Cobbles, Boulders, Rubble & Veneer

PAMY COBBLES

Smooth oval river cobble with
A blending of Pastel Pink, Purple, Gray & Red.
Palletized in Appox. 3000 Lbs. Pallets.



Item code	Description	Unit	Approx. Coverage
205126	4" x 8"	Ton	35 SF
205127	8" x 12"	Ton	35 SF
205149	12" x 16"	Ton	35 SF

PASKANA BLUE WATERWASH

Round river worn cobbles in striking shades of deep Blue.
Palletized in Appox. 3000 Lbs. Pallets.



Item code	Description	Unit	Approx. Coverage
205133	8" - 12" or 12" - 18"	Ton	35 SF

SISKIYOU GOLD

Golden Beige with a thin Brown banding.
PALLETIZED IN APPROX. 3000LBS PALLETS.



Item code	Description	Unit	Approx. Coverage
205212	Baskets 3" -8", 8" - 12" & 12" -18"	Ton	35 SF
205214	Loose Boulders 18" Plus	Ton	Quote

Cobbles, Boulders, Rubble & Veneer

WATER WASH

Shaped over the millennia in streams and rivers.
Gray to Brown are the colors found in this sandstone cobble.



Item code	Description	Unit	Approx. Coverage
105154	Water Wash Flat (limited availability) 1 - 3" & 3 - 5" & 5 - 10" Thickness	Ton	Quote
205009	Water Wash Boulders	Ton	Quote
205275	Yosemite Cobbles 4"-8"	Ton	Quote

Pebbles

MEXICAN PEBBLES

Hand picked from beaches in Mexico
Packaged in Appox. 3000 lbs. Maxi bags.



Item code	Description	Unit	Approx. Coverage
205027	1/4" Mixed Color	Ton	Quote
205028	3/8" to 5/8" Mixed Color	Ton	Quote
205029	1/2" to 1" Mixed Color	Ton	Quote
205030	1" to 2" Mixed Color	Ton	Quote
205111	2" to 3" Mixed Color	Ton	Quote
205031	1/2" to 1" Black	Ton	Quote
205103	1" to 2" Black	Ton	Quote
205032	2" to 3" Black	Ton	Quote
205033	3" to 5" Black	Ton	Quote
205105	6" to 10" Black	Ton	Quote
205034	1/2" to 1" Red or Tan	Ton	Quote
205035	1" to 2" Red or Tan	Ton	Quote
205036	2" to 3" Red or Tan	Ton	Quote
205048	3" to 5" Red or Tan	Ton	Quote
205038	3/8" Pebbles & Shells	Ton	Quote
205172	Black Pina Cobbles 5"- 8" & 8" -12"	Ton	Quote

Poly bagged upon request for an additional \$45 a ton

Pebbles

PAMY PEBBLES

A blend of Pastel Pink, Purple, Gray & Red
 PACKAGED IN 3000 LBS. RAINBOW BAGS.



Item code	Description	Unit	Approx. Coverage
205120	1/4"	Ton	Quote
205121	3/8"	Ton	Quote
205122	1/2"	Ton	Quote
205123	7/8"	Ton	Quote
205124	1½"	Ton	Quote
205125	3"	Ton	Quote

SUNBURST PEBBLES

Mix colors of Brown, Orange, Red & Tan.
 Palletized in Appox. 3000 Lbs. Baskets.



Item code	Description	Unit	Approx. Coverage
205184	½" to 1"	Ton	Quote
205041	1" to 3"	Ton	Quote
205042	2" to 4"	Ton	Quote

Quartzite

BLUE MICA

Gray to Blue with some light Brown veining.
Palletized in Appox. 3500 Lbs. Pallets.



Item code	Description	Unit	Approx. Coverage
100018	1/2" to 1" Stand up 8" to 4 sf pieces	Ton	200 SF
100019	1" to 2" Stand up 4 to 15 sf pieces	Ton	100 SF
105013	1" to 2" Patio 8" to 4 sf pieces	Ton	100 SF
105115	2" to 3" Patio 8" to 4 sf pieces	Ton	80 SF
200124	Natural Strip 3" to 8" Wide	Ton	35 SF

BUCKSKIN

Brown, Gold, & light Gray with hues of soft Blue.
Palletized in Appox. 3500 Lbs. Pallets.



Item code	Description	Unit	Approx. Coverage
100107	1/2" to 1" Stand up 8" to 4 Sf pieces	Ton	200 SF
105109	1" to 2" Patio 8" to 4 Sf pieces	Ton	80 SF
200138	Ledge	Ton	35 SF

Quartzite

CANYON GOLD

Silver base quartzite with Gold & Brown patches.
Palletized in Appox. 3500 Lbs. Pallets.



Item code	Description	Unit	Approx. Coverage
100181	3/4" Minus Stand up 1 to 6 SF pieces	Ton	275 SF
200013	Ledge 2-6" Face x 2-6" Bed x 6-24" Long	Ton	35 SF
105009	1" - 1½" Patio 8" to 4 SF pieces	Ton	75 SF
105012	1½" - 2" Patio 8" to 4 SF pieces	Ton	60 SF

CHARCOAL

Dark Silver with Black speckling. (Limited Availability)
Palletized in Appox. 3500 Lbs. Pallets.



Item code	Description	Unit	Approx. Coverage
100014	3/4" to 1" Stand up 1 to 6 SF pieces	Ton	275 SF

Quartzite

GOLD

Gray & Silver White, "with streaks of dark Gold",
Palletized in Appox. 3500 Lbs. Pallets.



Item code	Description	Unit	Approx. Coverage
105034	1" to 2" Patio 8" to 4 Sf pieces	Ton	100 SF
105137	2 to 3" Patio 8" to 4 Sf pieces	Ton	80 SF
100015	1/2" to 1" Stand up 8" to 4 Sf pieces	Ton	200 SF
100129	1" to 2" Stand up 4 to 15 SF pieces	Ton	100 SF
200153	Natural Strip 3" to 8" Wide	Ton	35 SF
205164	Boulders 6" to 18"	Ton	Quote
300165	Tumbled 2-3"	Ton	Quote

LIONHEART RUBBLE

White quartz with streaks of Brown & Orange.
Palletized in Appox. 3500 Lbs.Baskets.



Item code	Description	Unit	Approx. Coverage
205110	Mini Boulders 12-24"	Ton	Quote

Quartzite

SALISH CREEK

Dark Green / Blue quartz with Coffee colored swirls and veining. Little or no natural cleft. Palletized in Appox. 4000 Lbs. Pallets.



Item code	Description	Unit	Approx. Coverage
105018	1" Patio 3/4" to 1 3/4"	Ton	150 SF

TURNING LEAF

A smooth White based quartz with swirls of fall colors. Palletized in Appox. 4000 Lbs. Pallets.



Item code	Description	Unit	Approx. Coverage
105017	1" Patio 3/4" to 1 3/4"	Ton	150 SF
105104	2" Patio 1 3/4" to 2 1/2"	Ton	75-80SF
200169	Stackers 2-6"	Ton	30 SF
205195	Boulders	Ton	Quote

Quartzite

SILVER

Silver Gray with Silver mica.
Palletized in Appox. 3500 Lbs. Pallets.



Item code	Description	Unit	Approx. Coverage
100014	3/4" Minus Stand up 1 to 6 SF pieces	Ton	275 SF
105008	1 - 1½" Patio 8" to 4 SF piece	Ton	110 SF
105136	1½ - 2" Patio Mixed Color 8" to 4 SF pieces	Ton	60 SF
200012	Ledge 2-6" Face x 2-6" Bed x 6-24" Long	Ton	35 SF

SEA GREEN

A bright Silver Green quartzite with a hard flat surface.
Palletized in Appox. 3500 Lbs. Pallets.



Item code	Description	Unit	Approx. Coverage
100021	½" to 1" Stand up 8" to 4 SF pieces	Ton	200 SF
105189	1-2" Stand up	Ton	100 SF
105015	1" to 2" Patio 8" to 4 SF pieces	Ton	100 SF
105016	2" to 3" Patio 8" to 4 SF pieces	Ton	80 SF

Quartzite

SLOPE QUARTZ

White quartz with dark Orange & Black surfaces,
angular shapes with semi rounded corners.
Palletized in Appox. 3000 Lbs. Pallets.



Item code	Description	Unit	Approx. Coverage
200120	Veneer	Ton	35 SF
205137	Boulders	Ton	Quote

WINDRIDGE RUBBLE

Dark Brown & White quartz with lighter shades of
Rust and Copper.
Palletized in Appox. 3500 Lbs. Baskets.



Item code	Description	Unit	Approx. Coverage
205109	Head size 8"-14"	Ton	35 SF

TUMBLLED QUARTZ

Weathered or water worn appearance with rounded corners
Palletized in Appox. 4000 Lbs. Pallets.



Item code	Description	Unit	Approx. Coverage
300163	Tumbled Mixed Quartzite 90% Silver 2" Nominal	Ton	68 SF
300165	Tumbled Gold 2-3" Regular	Ton	54 SF
300191	Small (limited Availability) (3000 Lbs. Baskets)	Ton	68 SF

Unfading Black Slate

FLAGSTONE

The only true Unfading Black Slate, so projects won't fade or whiten over time.



Item code	Description	Unit	Approx. Coverage
100022	1½" - 2" Irregular Stand up 4 to 15 SF pieces Approx. 4000 Lbs. Pallets	Ton	80 SF
105020	Two Side Cut Patio (Regular) ¾ - 1" 8" to 2 SF pieces Palletized Flat Approx. 2000 Lbs. Pallets All pieces are irregular with 2 to 3 sawn edges	Ton	150 SF
100023	Two Side Cut Patio (Thin) ¼" - ⅜" 8" to 2 SF pieces Palletized Flat Approx. 2000 Lbs. Pallets All pieces are irregular with 2 to 3 sawn edges	Ton	442 SF

TUMBLLED

Deep Black coloring with a smooth surface and soft edges.
Palletized in Approx. 4000 Lbs. Pallets.



Item code	Description	Unit	Approx. Coverage
300032	Regular Tumbled 1" to 2"	Ton	80 SF
300031	Tumbled Two Side Cut (Thin) ¾" to 1"	Ton	150 SF

Black Slate

STEPPING STONES

The only true Unfading Black Slate, so projects won't fade or whiten over time.
Palletized in Appox. 2000 Lbs. Pallets.



Item code	Description	Unit	Approx. Coverage
305099	Stepping Stones 24" x 12" x 1" Thick Sawn 4 edges natural cleft top & bottom. 75 pieces	Ton	150 SF
305100	Stepping Stones 18" x 12" x 1" Thick Sawn 4 edges natural cleft top & bottom. 100 pieces	Ton	150 SF
305101	Stepping Stones 12" x 12" x 1" Thick Sawn 4 edges natural cleft top & bottom. 150 pieces	Ton	150 SF
305102	Stepping Stones 18" x 18" x 1" Thick Sawn 4 edges natural cleft top & bottom. 67 pieces	Ton	150 SF
305103	Stepping Stones 24" x 18" x 1" Thick Sawn 4 edges natural cleft top & bottom. 50 pieces	Ton	150 SF
305104	Stepping Stones 24" x 24" x 1" Thick Sawn 4 edges natural cleft top & bottom. 38 pieces	Ton	152 SF

Slate

BURGUNDY ROSE

A rich Mahogany color.
Palletized in Appox. 3500 Lbs. Pallets.



Item code	Description	Unit	Approx. Coverage
100170	1" Minus 2½ to 6 SF pieces	Ton	200 SF
100160	1" to 2" Stand up 2½ to 6 SF pieces	Ton	90 SF
105184	1" to 2" Patio 1 to 3 SF pieces	Ton	90 SF
200260	Coping 2" x 2"- 4" x random lengths	Ton	35 SF
200261	Coping 4" x 2"- 4" x random lengths	Ton	35 SF

Slabs, steps, treads & tile available upon request

Slate

EL NINIO

Black, Purple & Gray color.
Palletized in Appox. 3500 Lbs. Pallets.




Item code	Description	Unit	Approx. Coverage
100169	1" Minus 2½ to 6 SF	Ton	200 SF
100159	1" to 2" Stand up 2½ to 6 SF	Ton	90 SF
105185	1" to 2" Patio 1 to 3 SF pieces	Ton	90 SF
200257	Coping 2" x 2"- 4" x random lengths	Ton	35 SF
200258	Coping 4" x 2"- 4" x random lengths	Ton	35 SF

Slabs, steps, treads & tile available upon request

HAZEL NUT

Light Brown in color.
Palletized in Appox. 3500 Lbs. Pallets.



Item code	Description	Unit	Approx. Coverage
100168	1" Minus 2½ to 6 SF	Ton	200 SF
100124	1" to 2" Stand up 2½ to 6 SF	Ton	90 SF
105135	1" to 2" Patio 1 to 3 SF pieces	Ton	90 SF
200255	Coping 2" x 2"- 4" x random lengths	Ton	35 SF
200256	Coping 4" x 2"- 4" x random lengths	Ton	35 SF

Slabs, steps, treads & tile available upon request

Iron Slate

Charcoal Gray to Black, with heavy rust staining on surface & edges.

(This stone is heavy with Iron Oxides. **NOT** recommended for water features or pools).

Palletized in Appox. 4000 Lbs. Pallets.



Item code	Description	Unit	Approx. Coverage
100025	¼" to ½" Stand up 1 to 6 SF pieces	Ton	250 SF
100027	½" - ¾" Stand up 1 to 6 SF pieces	Ton	250 SF
100028	¾" - 1" Patio 8" to 4 SF pieces	Ton	150 SF
100029	1"-1½" Patio 8" to 4 SF pieces	Ton	80 SF
105021	1½" - 2½" Patio 8" to 4 SF pieces	Ton	80 SF
105022	2½" - 3½" Patio 8" to 4 SF pieces	Ton	50 SF
200015	Ledger 1" & thicker FH x 5" to 8" Bed x Random Length	Ton	35 SF
200016	Dry Stack (1" & thicker FH x 12" to 16" Bed x Random Length)	Ton	35 SF
300040	Tumbled 2" Nominal 10" - 3' pieces	Ton	80 SF
300181	Tumbled 3" Nominal 10" - 3' pieces	Ton	55 SF

Sandstone

ARIZONA FLAGSTONE

The most popular of all Sandstones. Medium hardness, vast color varieties, available in Blush, Classic Oak, Rosa, Buckskin, Peach & Red.

Irregular pieces of flagstone, palletized on edge in Approx. 3500 lbs. pallets



STAND UP

Item code	Description	Unit	Approx. Coverage
100030	1" to 1 3/4" Stand up Blush or Classic Oak 4 to 12 SF pcs	Ton	130 SF
100032	1" to 1 3/4" Stand up Red 4 to 12 SF pcs	Ton	130 SF
100033	1" to 1 3/4" Stand up Rosa 4 to 12 SF pcs	Ton	130 SF
100034	1" to 1 3/4" Stand up Buckskin 4 to 12 SF pcs	Ton	130 SF
100031	1" to 1 3/4" Stand up Peach 4 to 12 SF pcs	Ton	130 SF

2" Stand up Available upon request

Irregular pieces of flagstone, palletized flat in Approx. 3500 lbs. pallets

PATIO

Item code	Description	Unit	Approx. Coverage
105023	1" to 1 3/4" Patio Blush or Classic Oak 1 to 4 SF pieces	Ton	130 SF
105025	1" to 1 3/4" Patio Red 1 to 4 SF pieces	Ton	130 SF
105026	1" to 1 3/4" Patio Rosa 1 to 4 SF pieces	Ton	130 SF
105027	1" to 1 3/4" Patio Buckskin 1 to 4 SF pieces	Ton	130 SF

2" Patio Available upon request

Sandstone

ARIZONA FLAGSTONE

The most popular of all Sandstones. Medium hardness, vast color varieties, available in Blush, Classic Oak, Rosa, Buckskin, Peach & Red.

Irregular pieces of flagstone, palletized on edge in
Approx. 3500 lbs. per pallet



THIN

Item code	Description	Unit	Approx. Coverage
100111	1¼" Minus Blush or Classic Oak 4 to 12 SF pcs	Ton	155 SF
100112	1¼" Minus Red 4 to 12 SF pcs	Ton	155 SF
100113	1¼" Minus Rosa 4 to 12 SF pcs	Ton	155 SF
100114	1¼" Minus Buckskin / Peach 4 to 12 SF pcs	Ton	155 SF

TUMBLED ARIZONA

Weathered or water worn appearance
Blush, Classic Oak, Peach, Rosa & Buckskin.
Palletized on Approx. 4000 Lbs. Pallets.



Item code	Description	Unit	Approx. Coverage
300149	Regular 2" +/- ¼" 1 to 4 SF pieces	Ton	83 SF
300192	Small Palletized in 3500 Lbs. Baskets	Ton	83 SF

Sandstone

ARIZONA BOULDERS

Available in six different colors.
Blush, Classic Oak, Rosa, Buckskin, Peach and Red.



Item code	Description	Unit	Approx. Coverage
205283	Arizona Boulders 18"x 18"x 10" up to 24"x 24"x 48"	Ton	

ARIZONA ROUND STEPPERS

Cut into a circle to accent any garden or yard



Item code	Description	Unit	Approx. Coverage
805010	14" Diameter 2 - 3" thick Sawn Edge	Each	1.07

Sandstone

BLUE DIAMOND

Sky Blue in color, Medium Cleft and Density
Palletized in Approx. 3500 Lbs. Pallets.



Item code	Description	Unit	Approx. Coverage
105159	1 to 2" Patio 1 to 4 SF pieces	Ton	130 SF
100133	1 to 2" Stand up 2 to 6 SF pieces	Ton	130 SF
200178	Veneer 4"- 24" Thick x Random Length	Ton	35 SF
200180	Builders Random Sizes & Thickness	Ton	35 SF
200181	Mill Blocks 4' x 8' x 30"	Ton	35 SF

COLORADO RED SANDSTONE

This sandstone from Colorado is perfect for freeze thaw environments. Available in Red (rose)
Palletized in Approx. 4000 Lbs. Pallets.



Item code	Description	Unit	Approx. Coverage
105053	2" Patio Red 1 to 4 SF pieces	Ton	75 SF

Sandstone

TUMBLLED COLORADO

Produces a weathered or water worn appearance
 Available in Red and Buff.
 Appox. 3000 Lbs. Pallets.



Item code	Description	Unit	Approx. Coverage
300041	2" Tumbled Red 1 to 4 SF pieces	Ton	70 SF
300187	2" Tumbled Buff 1 to 4 sf pieces	Ton	70 SF

CAFÉ FLAGSTONE

A tight grained sandstone, Carmel Brown in color
 Palletized in Approx. 4000 Lbs. Pallets.



Item code	Description	Unit	Approx. Coverage
105230	¾" to 1¼" Stand up	Ton	167 SF
105231	1¼" to 2" patio	Ton	100 SF
105232	¾" to 1¼" Palletized Flat	Ton	167 SF

Sandstone

LAS VEGAS FLAGSTONE

Available in three different colors
Pink, Burgundy & Rainbow

Palletized in Approx. 3500 Lbs. Pallets.



Item code	Description	Unit	Approx. Coverage
105036	Patio 24" & smaller 1½" - 2" thick	Ton	75 SF
100044	Standard 24" to 36" Standup 1½" to 2" thick	Ton	100 SF
100045	Large Select 36" and Larger 1½" to 2" Thick	Ton	130 SF

LAS VEGAS BOULDERS

Available in three different colors
Pink, Burgundy & Rainbow



Item code	Description	Unit	Approx. Coverage
205056	Boulders 150 to 2000 lbs	Ton	Quote
205204	Palletized Boulders (Baskets) 12" to 24"	Ton	Quote

Benches and Table Tops Available
Ask your sales Representative for details

Sandstone

RASPBERRY ARIZONA

Beige in color with Maroon and Plum mottling.
Palletized in Approx. 3500 Lbs. Pallets.(Limited Availability)



Item code	Description	Unit	Approx. Coverage
100141	1" to 1 ¾" Stand up 4 to 12 SF pieces	Ton	130 SF
105144	1" to 1 ¾" Patio 1 to 4 SF pieces	Ton	130 SF

ROSEWOOD

A light Lilac Rose color.
Palletized in Approx. 3500 Lbs. Pallets.



Item code	Description	Unit	Approx. Coverage
105160	1" to 2" Patio 1 to 4 SF pieces	Ton	130 SF
100134	1" to 2" Stand up 2 to 6 SF pieces	Ton	130 SF
200179	Veneer 4"- 24" Thick x Random Length	Ton	35 SF
200182	Builders Random Sizes & Thickness	Ton	35 SF
200183	Mill Blocks 4' x 8' x 30"	Ton	35 SF

Sandstone

SUNRISE SANDSTONE

A Blonde sandstone with Rose, Orange & Gold veining.
Palletized in Approx. 3500 Lbs. Pallets.



Item code	Description	Unit	Approx. Coverage
100119	1 ½" Stand up 2 to 5 SF pieces	Ton	100 SF
105029	1" to 2" Patio 1 to 4 SF pieces	Ton	100 SF
105030	2" to 3" Patio 1 to 4 SF pieces	Ton	60 SF
205192	1" to 2" Supers (Flat Slab Pieces) 5 SF pieces or more	Ton	100 SF
205178	2" to 3" Supers (Flat Slab Pieces) 5 SF pieces or more	Ton	60 SF
200117	Ledge 2-4" Height, 4-6" Bed, 8-18" Length	Ton	45 SF
205173	Dry Stack 3-5" thick	Ton	45 SF
205139	Rubble 5-10"	Ton	35 SF
205104	Boulders 500-2000 lbs	Ton	Quote
200171	Guillotine Cut Stone Guillotine Builders 2-4"T x 3-6"H x 10-18"L	Ton	50 SF
205208	Slabs 8" Minus	Ton	Quote
Tumbled			
300037	Regular 2" to 3" 1 to 4 SF pieces	Ton	66 SF
300038	Thin 1" to 2" 1 to 4 SF pieces	Ton	95 SF

High Desert

Charcoal Gray colored stone with Gold & Brown highlights, with uneven clefts.
Palletized in Approx. 3500 Lbs. Pallets.



Item code	Description	Unit	Approx. Coverage
105037	Flagstone Thin Veneer 1½" - 2½" 1-3 SF pcs	Ton	80 SF
105038	Paver Flag (in baskets) ¾" - 2" thick 8" x 8" to 12" x 12" each	Ton	120 SF
105039	Paver Flag - Gold (in baskets) ¾" - 2" thick 8" x 8" to 12" x 12" each	Ton	120 SF
105040	Regular Flagstone 1½" - 2½" 1-3 SF pcs	Ton	80-90 SF
105041	Regular Flagstone - Gold 1½" - 2½" 1-3 SF pcs	Ton	85 SF
105042	Select Thin Flagstone (Limited Availability) ½" - 1½" 1-3 SF pcs	Ton	130 SF
105043	Select Thin Flagstone - Gold (Limited Availability) ½" - 1½" 1-3 SF pcs	Ton	130 SF
105044	Straight Edge Flagstone 3" - 4" 1-3 SF pcs	Ton	60 SF
205060	Boulders loose 100 lbs to 5 ton	Ton	Quote
205061	Boulders palletized 100 lbs to 5 ton	Ton	Quote
305106	Thin Stepping Stone 2" - 3" thick 18"x 18" to 2' x 3' pcs	Ton	70 SF
305107	Large Thin Stepping Stone 2" - 3" thick 6 SF to 10 SF each pcs	Ton	70 SF

High Desert

LEDGE

Charcoal Gray colored stone with Gold & Brown highlights, with clefts.



Item code	Description	Unit	Approx. Coverage
200023	Ledger (veneer in baskets) 2"-6" Face x 3"-7" Bed x 10"-30" Long	Ton	35 SF
200024	Curbing ledger 4"-12" Face x 6"-12" Bed x 10"-36" Long	Ton	20 SF

TUMBLER HIGH DESERT

Charcoal Gray with Gold & Reddish Brown highlights.
Weathered or water worn appearance.



Item code	Description	Unit	Approx. Coverage
300166	Tumbled Thin 1½"- 2½" Thick 1-3 SF pcs	Ton	100 SF

Halquist Stone has a wide variety of Wisconsin Limestone Veneers, Thin Veneers and Landscaping Stone, with custom fabrication available.



**Visit lwstone.com or halquist.com
to view the large assortment of stone available**

Ultimate Pond Products

POND IN A BOX


This pond kit comes complete with flagstone, gravel, cobbles, boulder, liner, pump and a complete step by step, fully illustrated project guide.



Item code	Description	Unit	Approx. Coverage
700030	6' x 4' x 18"	Each	N/A

WATERFALL IN A BOX

This kit is designed to be a beautiful addition to Pond in a Box. It comes with flagstone, gravel, cobbles, boulder, liner, pump and a complete step by step, fully illustrated project guide.



Item code	Description	Unit	Approx. Coverage
700031	2' x 3' x 5'	Each	N/A

PONDLESS WATERFALL

This conversion kit is designed for the Waterfall in a Box. With the material provided you no longer need a pond to support your waterfall. Included instructions will show you how to create a reservoir for your waterfall with decorative pebbles instead of a pond.



Item code	Description	Unit	Approx. Coverage
805022	Conversion Kit	Each	N/A

There will be a \$50 restocking fee for any "Ultimate Pond Products"™ returned after one month from date of sale.

No returns on Ultimate Pond Products™. after one year from date of sale

Please visit our web site at www.ultimatepondproducts.com